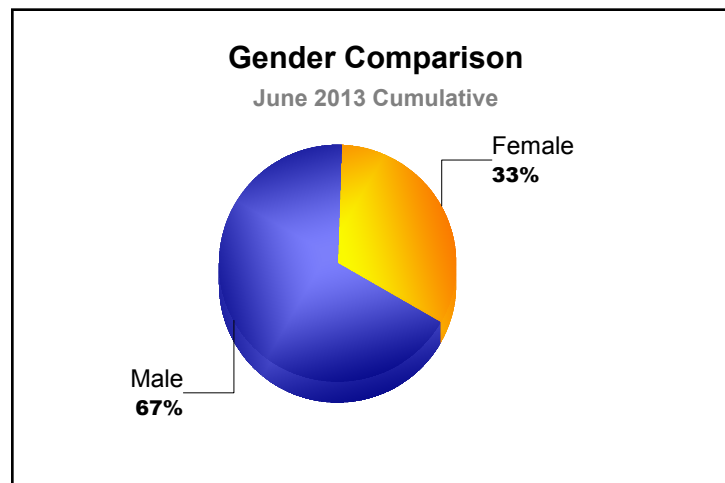
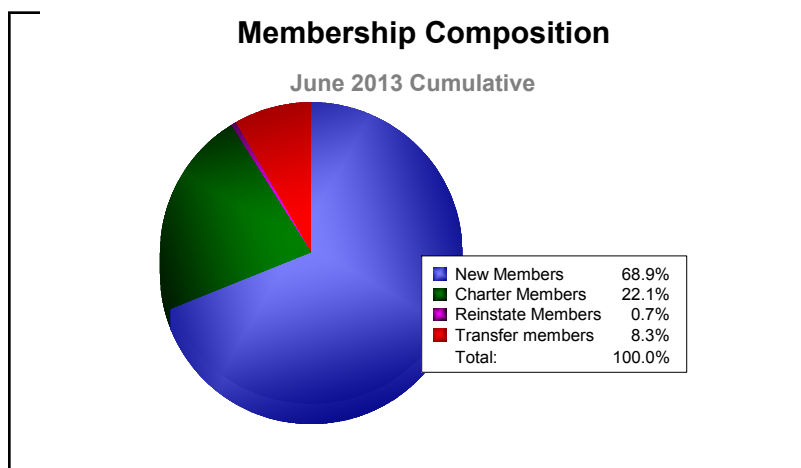
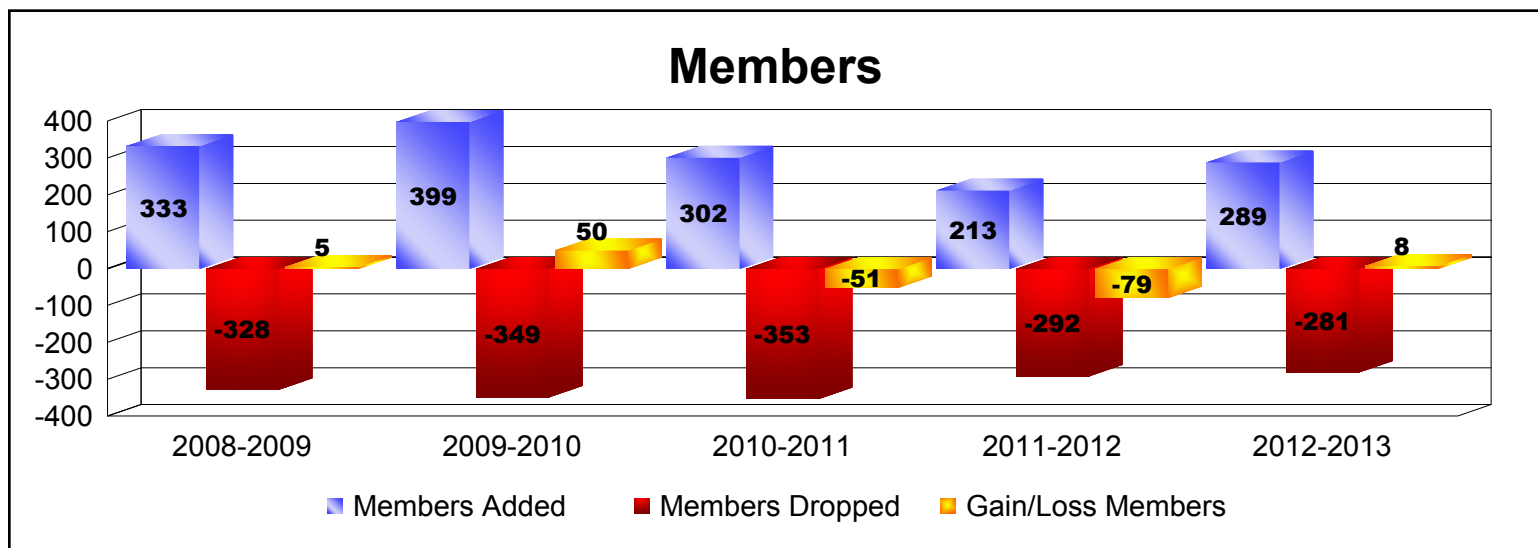
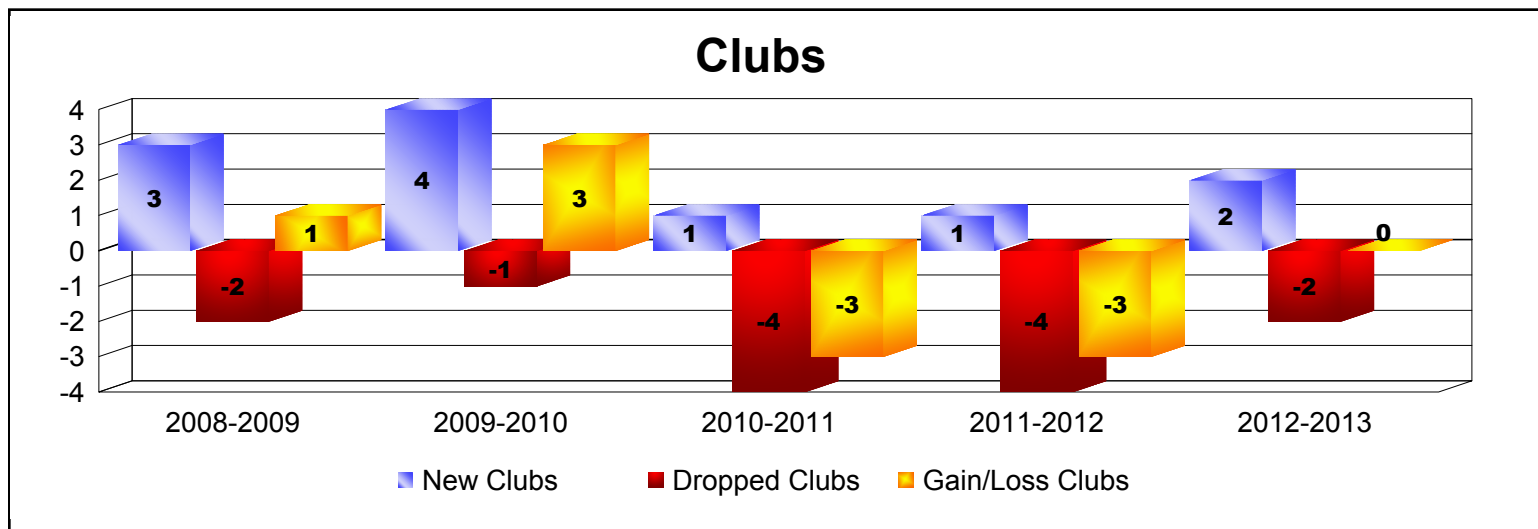


| Year | New Clubs | Dropped Clubs | Gain/Loss Clubs | New Members | Charter Members | Reinstate Members | Transfer Members | Total Member Added | Total Members Dropped | Gain/Loss Members |
|----------------|-----------|---------------|-----------------|-------------|-----------------|-------------------|------------------|--------------------|-----------------------|-------------------|
| 2008-2009 | 3 | -2 | 1 | 211 | 81 | 22 | 19 | 333 | -328 | 5 |
| 2009-2010 | 4 | -1 | 3 | 221 | 102 | 49 | 27 | 399 | -349 | 50 |
| 2010-2011 | 1 | -4 | -3 | 219 | 21 | 40 | 22 | 302 | -353 | -51 |
| 2011-2012 | 1 | -4 | -3 | 151 | 26 | 13 | 23 | 213 | -292 | -79 |
| 2012-2013 | 2 | -2 | 0 | 199 | 64 | 2 | 24 | 289 | -281 | 8 |
| Average | 2 | -3 | 0 | 200 | 59 | 25 | 23 | 307 | -321 | -13 |



| Year | New Clubs | Dropped Clubs | Gain/Loss Clubs | New Members | Charter Members | Reinstate Members | Transfer Members | Total Member Added | Total Members Dropped | Gain/Loss Members |
|----------------|-----------|---------------|-----------------|-------------|-----------------|-------------------|------------------|--------------------|-----------------------|-------------------|
| 2008-2009 | 0 | 0 | 0 | 4 | 0 | 0 | 1 | 5 | -2 | 3 |
| 2009-2010 | 0 | 0 | 0 | 3 | 0 | 0 | 0 | 3 | -10 | -7 |
| 2010-2011 | 0 | 0 | 0 | 4 | 0 | 0 | 0 | 4 | -1 | 3 |
| 2011-2012 | 0 | 0 | 0 | 6 | 0 | 0 | 0 | 6 | -2 | 4 |
| 2012-2013 | 0 | 0 | 0 | 2 | 0 | 0 | 1 | 3 | -3 | 0 |
| Average | 0 | 0 | 0 | 4 | 0 | 0 | 0 | 4 | -4 | 1 |

